

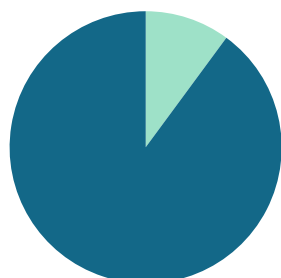
# December 2022

Area Delimited by Areas Canal Flats, Invermere, Invermere Rural, Radium

## MARKET SUMMARY

Report produced on Jan 11, 2023 for Audrey Benson

### INVENTORY



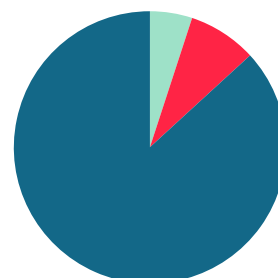
### Inventory

- New Listings  
**36 = 10.08%**
- Start Inventory  
**321**
- Total Inventory Units  
**357**
- Volume  
**\$188,172,534**

### Market Activity

- Sold Listings  
**18 = 5.04%**
- Other Off Market  
**29 = 8.12%**
- Active Inventory  
**310 = 86.83%**

### MARKET ACTIVITY



Compared Metrics	December			Year to Date		
	2021	2022	+/-%	2021	2022	+/-%
Sold Listings	33	18	-45.45%	890	593	-33.37%
New Listings	44	36	-18.18%	1,086	961	-11.51%
Average List Price	334,224	272,161	-18.57%	385,936	441,521	14.40%
Average Sale Price	319,962	254,903	-20.33%	370,833	425,652	14.78%
Average Percent of Selling Price to List Price	94.70%	91.00%	-3.90%	96.26%	96.98%	0.75%
Average Days on Market to Sale	79.91	103.67	29.73%	107.48	71.74	-33.26%
Monthly Inventory	225	310	37.78%	225	310	37.78%
Months Supply of Inventory	3.03	6.27	106.78%	3.03	6.27	106.78%

**Absorption:** Last 12 months, an Average of **49** Sales/Month

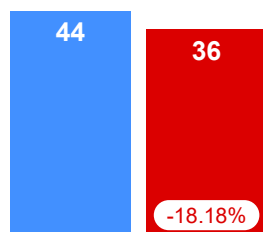
**Inventory** on December 31, 2022 = **310**

2021 2022

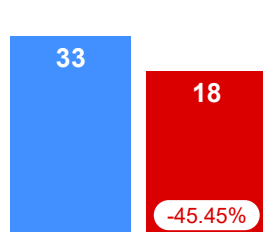
### DECEMBER MARKET

### AVERAGE PRICES

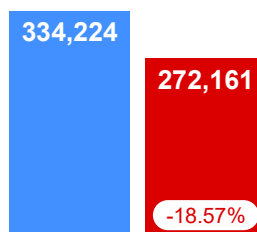
#### New Listings



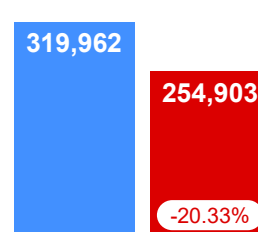
#### Pending Listings



#### List Price



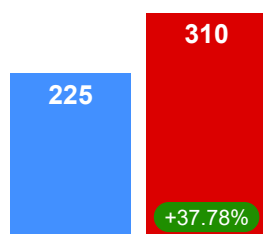
#### Sale Price



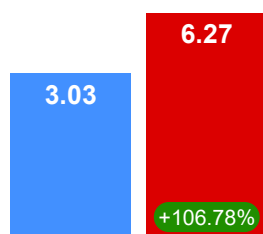
### INVENTORY

### AVERAGE SOLD/LIST RATIO & DOM

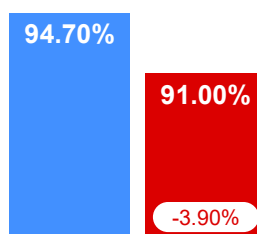
#### Active Inventory



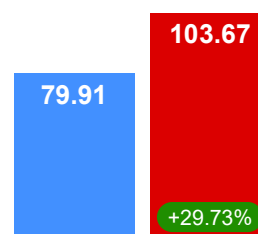
#### Monthly Supply of Inventory



#### Sale/List Ratio



#### Days on Market



Contact: Audrey Benson

Phone:

Email: [office@rockieswest.com](mailto:office@rockieswest.com)