

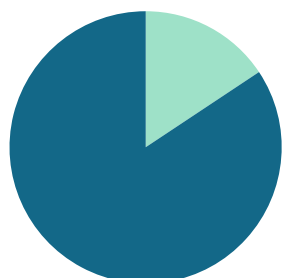
December 2021

Area Delimited by Areas Canal Flats, Invermere, Invermere Rural, Radium

MARKET SUMMARY

Report produced on Jan 11, 2022 for Audrey Benson

INVENTORY



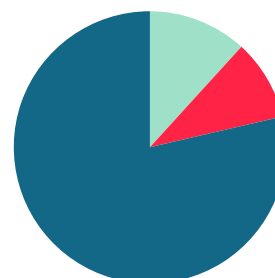
Inventory

- New Listings
44 = 15.66%
- Start Inventory
237
- Total Inventory Units
281
- Volume
\$132,793,522

Market Activity

- Sold Listings
33 = 11.74%
- Other Off Market
27 = 9.61%
- Active Inventory
221 = 78.65%

MARKET ACTIVITY



Compared Metrics	December			Year to Date		
	2020	2021	+/-%	2020	2021	+/-%
Sold Listings	53	33	-37.74%	656	890	35.67%
New Listings	50	44	-12.00%	928	1,086	17.03%
Average List Price	452,816	334,224	-26.19%	381,437	385,936	1.18%
Average Sale Price	401,422	319,962	-20.29%	353,893	370,833	4.79%
Average Percent of Selling Price to List Price	91.51%	94.70%	3.48%	92.64%	96.26%	3.91%
Average Days on Market to Sale	175.36	79.91	-54.43%	174.04	107.48	-38.24%
Monthly Inventory	374	221	-40.91%	374	221	-40.91%
Months Supply of Inventory	6.84	2.98	-56.45%	6.84	2.98	-56.45%

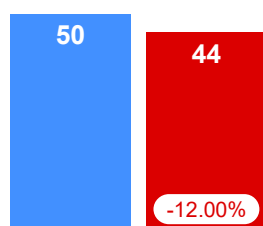
Absorption: Last 12 months, an Average of **74** Sales/Month

Inventory on December 31, 2021 = **221**

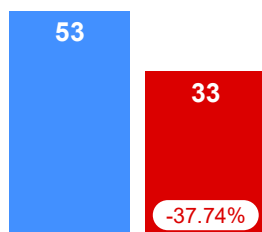
2020 2021

DECEMBER MARKET

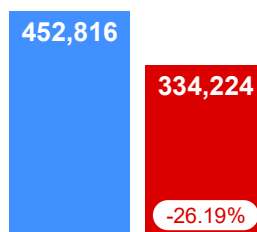
New Listings



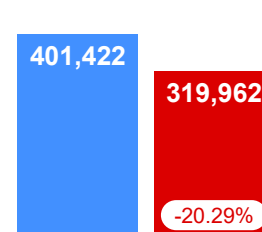
Pending Listings



List Price

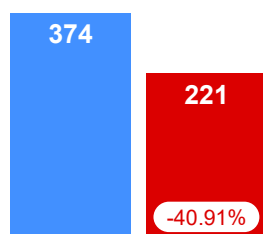


Sale Price

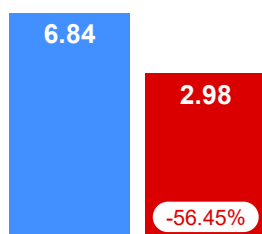


INVENTORY

Active Inventory

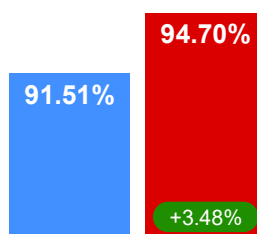


Monthly Supply of Inventory

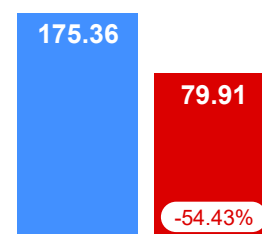


AVERAGE SOLD/LIST RATIO & DOM

Sale/List Ratio



Days on Market



Contact: Audrey Benson

Phone:

Email: office@rockieswest.com