

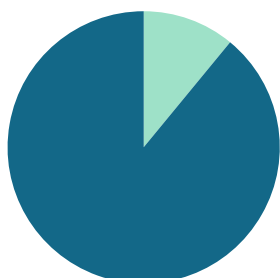
December 2020

Area Delimited by Areas Canal Flats, Invermere, Invermere Rural, Radium

MARKET SUMMARY

Report produced on Jan 05, 2021 for Audrey Benson

INVENTORY



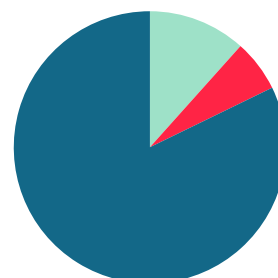
Inventory

- New Listings
50 = 10.96%
- Start Inventory
406
- Total Inventory Units
456
- Volume
\$195,206,982

Market Activity

- Sold Listings
53 = 11.62%
- Other Off Market
28 = 6.14%
- Active Inventory
375 = 82.24%

MARKET ACTIVITY



Compared Metrics	December			Year to Date		
	2019	2020	+/-%	2019	2020	+/-%
Sold Listings	16	53	231.25%	392	655	67.09%
New Listings	28	50	78.57%	869	931	7.13%
Average List Price	241,275	452,429	87.52%	371,637	381,836	2.74%
Average Sale Price	214,437	401,214	87.10%	338,547	354,302	4.65%
Average Percent of Selling Price to List Price	86.69%	91.77%	5.87%	91.74%	92.69%	1.04%
Average Days on Market to Sale	277.81	175.09	-36.97%	160.08	173.77	8.55%
Monthly Inventory	587	375	-36.12%	587	375	-36.12%
Months Supply of Inventory	17.97	6.87	-61.77%	17.97	6.87	-61.77%

Absorption: Last 12 months, an Average of **55** Sales/Month

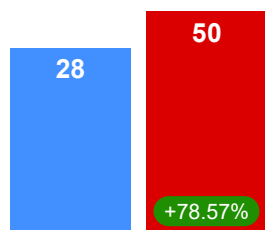
Inventory on December 31, 2020 = **375**

2019 **2020**

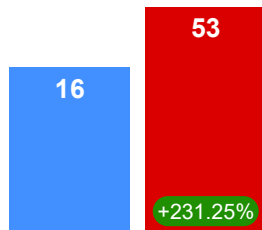
DECEMBER MARKET

AVERAGE PRICES

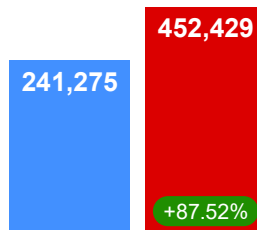
New Listings



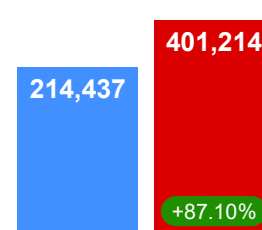
Pending Listings



List Price



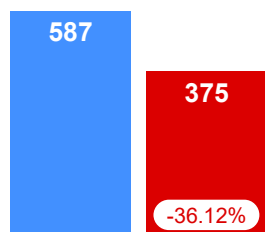
Sale Price



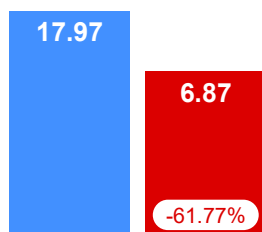
INVENTORY

AVERAGE SOLD/LIST RATIO & DOM

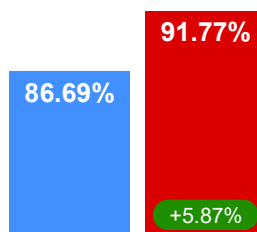
Active Inventory



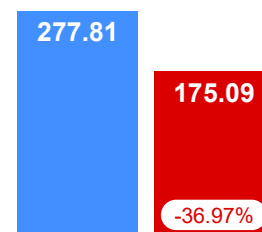
Monthly Supply of Inventory



Sale/List Ratio



Days on Market



Contact: Audrey Benson

Phone:

Email: audrey@rockieswest.com