

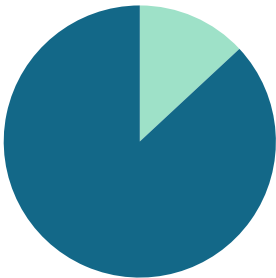
August 2025

Area Delimited by Sub Areas CF - Canal Flats, IN - Invermere, INRU - Canal Flats South, INRU - Dry Gulch to Radium, INRU - Edgewater North, INRU - Fairmont/Columbia Lake, INRU - Invermere Rural, INRU - Panorama, INRU - Windermere, RA - Radium Hot Springs; Division Kootenay

MARKET SUMMARY

Report produced on Sep 10, 2025 for Audrey Benson

INVENTORY

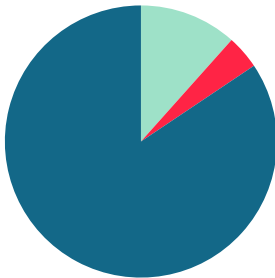


Inventory
New Listings
68 = 13.08%
Start Inventory
452
Total Inventory Units
520
Volume
\$303,991,083

Market Activity

Sold Listings
58 = 11.60%
Other Off Market
20 = 4.00%
Active Inventory
422 = 84.40%

MARKET ACTIVITY



Compared Metrics	August			Year to Date		
	2024	2025	+/- %	2024	2025	+/- %
Sold Listings	51	58	13.73%	354	393	11.02%
New Listings	78	68	-12.82%	761	747	-1.84%
Average List Price	478,731	522,433	9.13%	561,809	571,399	1.71%
Average Sale Price	451,990	493,509	9.19%	531,510	538,323	1.28%
Average Percent of Selling Price to List Price	93.22%	93.77%	0.59%	94.27%	94.55%	0.30%
Average Days on Market to Sale	113.96	101.84	-10.63%	86.94	99.22	14.13%
Monthly Inventory	528	422	-20.08%	528	422	-20.08%
Months Supply of Inventory	13.31	9.63	-27.67%	13.31	9.63	-27.67%

Absorption: Last 12 months, an Average of 44 Sales/Month

Inventory on August 31, 2025 = 422

20242025

AUGUST MARKET

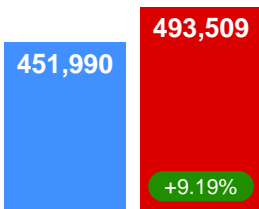
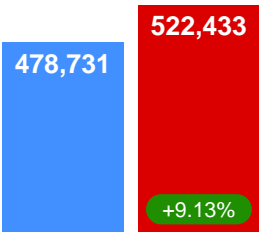

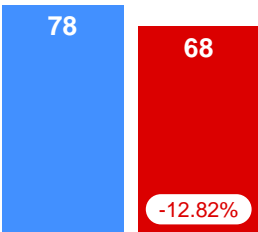
AVERAGE PRICES

New Listings

Pending Listings

List Price

Sale Price



INVENTORY

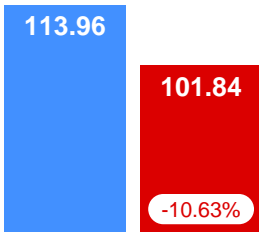
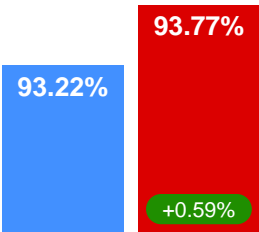
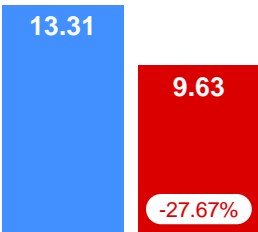
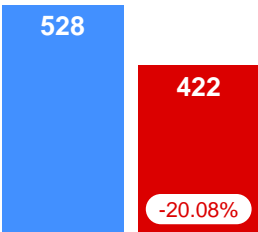
AVERAGE SOLD/LIST RATIO & DOM

Active Inventory

Monthly Supply of Inventory

Sale/List Ratio

Days on Market



Contact: Audrey Benson

Phone: 250-421-3262

Email: admin@rockieswest.com