

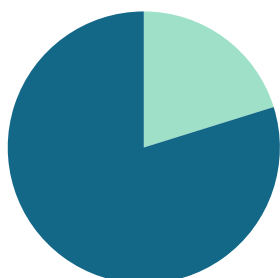
# August 2022

Area Delimited by Areas Canal Flats, Invermere, Invermere Rural, Radium

## MARKET SUMMARY

Report produced on Sep 06, 2022 for Audrey Benson

### INVENTORY

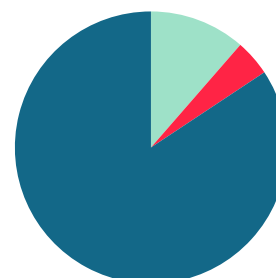


**Inventory**  
 New Listings  
**85 = 20.19%**  
 Start Inventory  
**336**  
 Total Inventory Units  
**421**  
 Volume  
**\$238,400,638**

### Market Activity

Sold Listings  
**48 = 11.40%**  
 Other Off Market  
**18 = 4.28%**  
 Active Inventory  
**355 = 84.32%**

### MARKET ACTIVITY



Compared Metrics	August			Year to Date		
	2021	2022	+/-%	2021	2022	+/-%
Sold Listings	76	48	-36.84%	672	467	-30.51%
New Listings	85	85	0.00%	844	744	-11.85%
Average List Price	349,309	519,262	48.65%	381,986	435,657	14.05%
Average Sale Price	332,825	479,985	44.22%	368,738	424,259	15.06%
Average Percent of Selling Price to List Price	95.28%	92.96%	-2.44%	96.79%	97.95%	1.20%
Average Days on Market to Sale	121.16	66.42	-45.18%	112.81	71.26	-36.83%
Monthly Inventory	358	355	-0.84%	358	355	-0.84%
Months Supply of Inventory	4.34	6.22	43.46%	4.34	6.22	43.46%

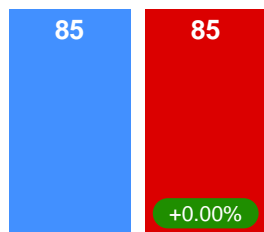
**Absorption:** Last 12 months, an Average of **57** Sales/Month

**Inventory** on August 31, 2022 = **355**

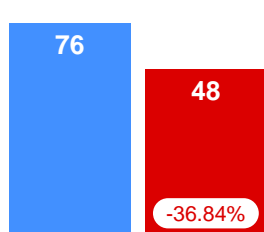
**2021** **2022**

### AUGUST MARKET

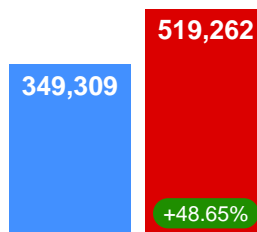
#### New Listings



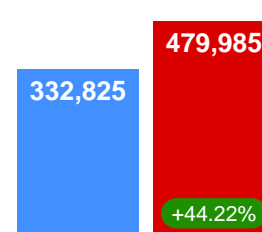
#### Pending Listings



#### List Price

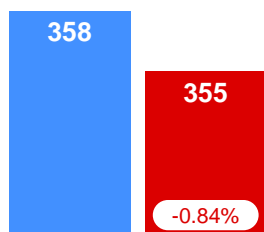


#### Sale Price

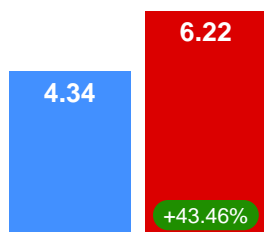


### INVENTORY

#### Active Inventory

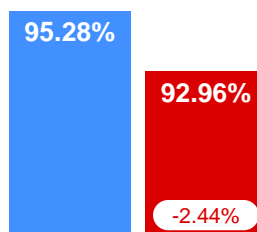


#### Monthly Supply of Inventory

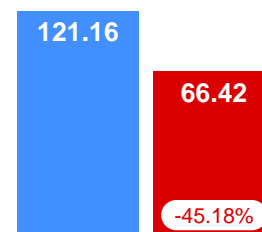


### AVERAGE SOLD/LIST RATIO & DOM

#### Sale/List Ratio



#### Days on Market



Contact: Audrey Benson

Phone:

Email: office@rockieswest.com