

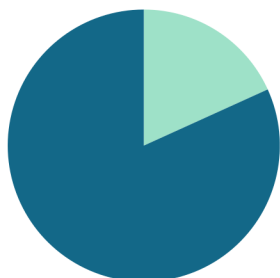
August 2021

Area Delimited by Areas Canal Flats, Invermere, Invermere Rural, Radium

MARKET SUMMARY

Report produced on Sep 07, 2021 for Audrey Benson

INVENTORY



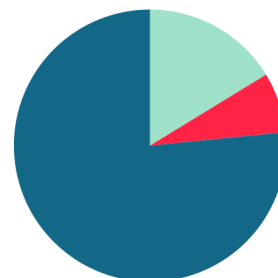
Inventory

- New Listings
84 = 18.22%
- Start Inventory
377
- Total Inventory Units
461
- Volume
\$223,017,171

Market Activity

- Sold Listings
75 = 16.27%
- Other Off Market
33 = 7.16%
- Active Inventory
353 = 76.57%

MARKET ACTIVITY



Compared Metrics	August			Year to Date		
	2020	2021	+/-%	2020	2021	+/-%
Sold Listings	86	75	-12.79%	337	672	99.41%
New Listings	89	84	-5.62%	679	843	24.15%
Average List Price	432,486	348,513	-19.42%	366,845	381,465	3.99%
Average Sale Price	396,438	332,262	-16.19%	338,423	368,259	8.82%
Average Percent of Selling Price to List Price	92.72%	95.33%	2.81%	91.72%	96.79%	5.53%
Average Days on Market to Sale	176.99	121.28	-31.48%	171.13	113.07	-33.93%
Monthly Inventory	578	353	-38.93%	578	353	-38.93%
Months Supply of Inventory	15.41	4.27	-72.27%	15.41	4.27	-72.27%

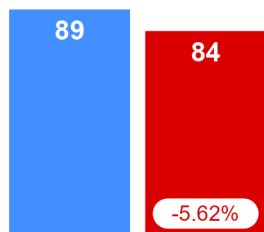
Absorption: Last 12 months, an Average of **83** Sales/Month

Inventory on August 31, 2021 = **353**

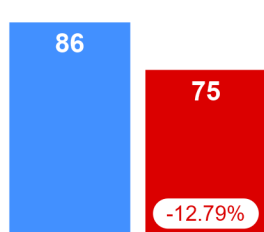
2020 2021

AUGUST MARKET

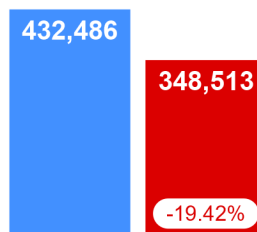
New Listings



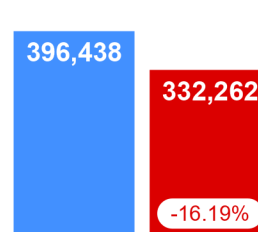
Pending Listings



List Price

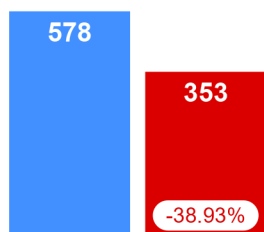


Sale Price

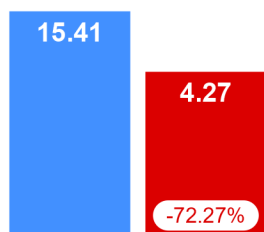


INVENTORY

Active Inventory

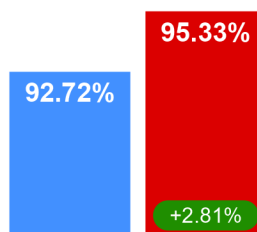


Monthly Supply of Inventory

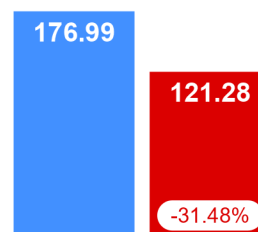


AVERAGE SOLD/LIST RATIO & DOM

Sale/List Ratio



Days on Market



Contact: Audrey Benson

Phone:

Email: office@rockieswest.com