

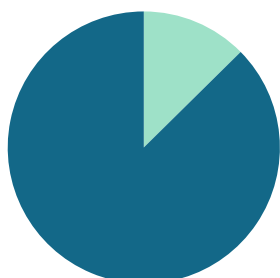
August 2020

Area Delimited by Areas Canal Flats, Invermere, Invermere Rural, Radium

MARKET SUMMARY

Report produced on Sep 03, 2020 for Audrey Benson

INVENTORY

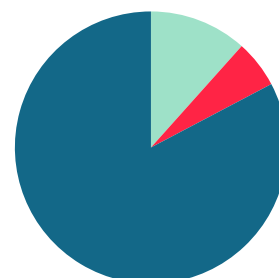


Inventory
 New Listings
89 = 12.61%
 Start Inventory
617
 Total Inventory Units
706
 Volume
\$289,032,841

Market Activity

Sold Listings
82 = 11.61%
 Other Off Market
40 = 5.67%
 Active Inventory
584 = 82.72%

MARKET ACTIVITY



Compared Metrics	August			Year to Date		
	2019	2020	+/-%	2019	2020	+/-%
Sold Listings	40	82	105.00%	279	331	18.64%
New Listings	65	89	36.92%	698	679	-2.72%
Average List Price	434,638	425,455	-2.11%	376,685	364,566	-3.22%
Average Sale Price	400,836	389,679	-2.78%	347,236	336,310	-3.15%
Average Percent of Selling Price to List Price	91.86%	92.67%	0.88%	92.28%	91.70%	-0.62%
Average Days on Market to Sale	177.80	176.49	-0.74%	151.84	170.75	12.46%
Monthly Inventory	720	584	-18.89%	720	584	-18.89%
Months Supply of Inventory	22.33	15.78	-29.30%	22.33	15.78	-29.30%

Absorption: Last 12 months, an Average of **37** Sales/Month

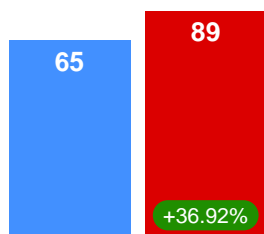
Inventory on August 31, 2020 = **584**

2019 2020

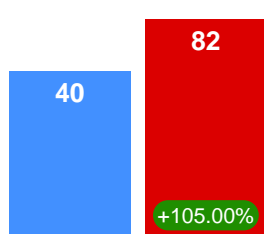
AUGUST MARKET

AVERAGE PRICES

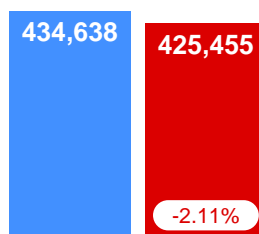
New Listings



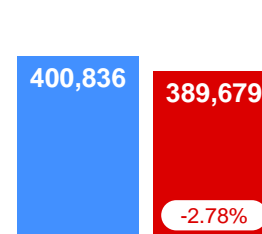
Pending Listings



List Price



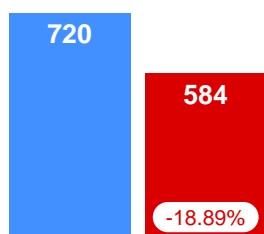
Sale Price



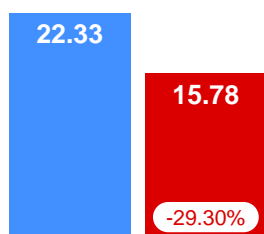
INVENTORY

AVERAGE SOLD/LIST RATIO & DOM

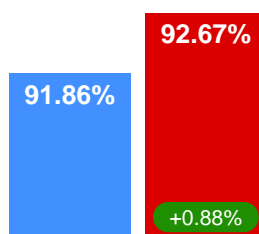
Active Inventory



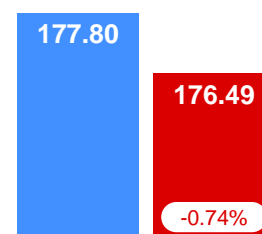
Monthly Supply of Inventory



Sale/List Ratio



Days on Market



Contact: Audrey Benson

Phone:

Email: audrey@rockieswest.com