

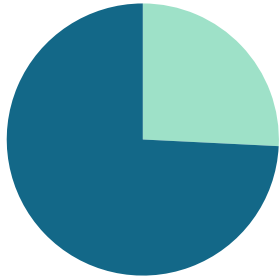
April 2024

Area Delimited by Areas Canal Flats, Invermere, Invermere Rural, Radium

MARKET SUMMARY

Report produced on May 07, 2024 for Audrey Benson

INVENTORY



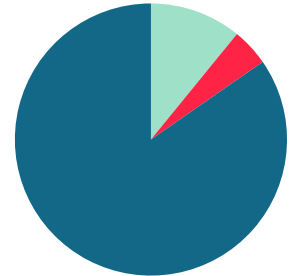
Inventory

- New Listings
116 = 25.78%
- Start Inventory
334
- Total Inventory Units
450
- Volume
\$249,367,439

Market Activity

- Sold Listings
49 = 10.89%
- Other Off Market
20 = 4.44%
- Active Inventory
381 = 84.67%

MARKET ACTIVITY



Compared Metrics	April			Year to Date		
	2023	2024	+/-%	2023	2024	+/-%
Sold Listings	54	49	-9.26%	149	148	-0.67%
New Listings	95	116	22.11%	271	342	26.20%
Average List Price	457,689	543,067	18.65%	437,789	508,718	16.20%
Average Sale Price	439,297	527,290	20.03%	413,586	485,458	17.38%
Average Percent of Selling Price to List Price	95.21%	94.87%	-0.36%	93.99%	94.01%	0.03%
Average Days on Market to Sale	86.80	63.02	-27.39%	86.26	86.74	0.56%
Monthly Inventory	324	381	17.59%	324	381	17.59%
Months Supply of Inventory	8.17	9.45	15.65%	8.17	9.45	15.65%

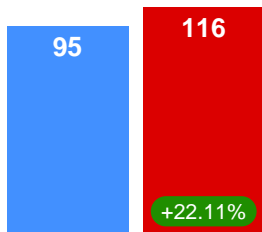
Absorption: Last 12 months, an Average of **40** Sales/Month

Inventory on April 30, 2024 = **381**

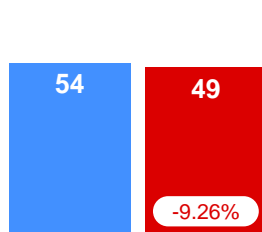
2023 2024

APRIL MARKET

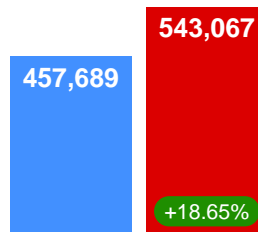
New Listings



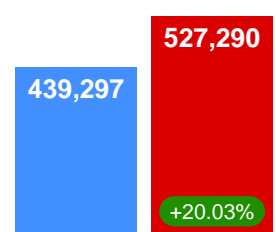
Pending Listings



List Price

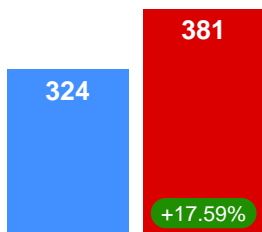


Sale Price

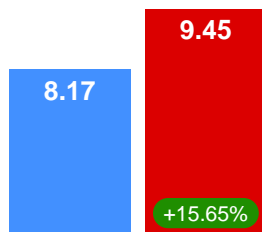


INVENTORY

Active Inventory

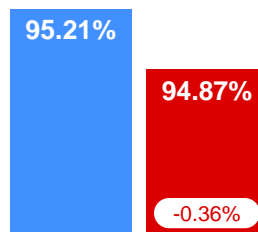


Monthly Supply of Inventory

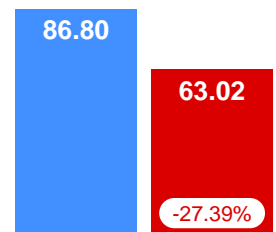


AVERAGE SOLD/LIST RATIO & DOM

Sale/List Ratio



Days on Market



Contact: Audrey Benson

Phone:

Email: office@rockieswest.com