

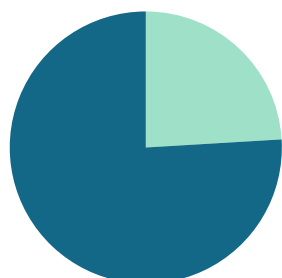
# April 2023

Area Delimited by Areas Canal Flats, Invermere, Invermere Rural, Radium

## MARKET SUMMARY

Report produced on May 10, 2023 for Audrey Benson

### INVENTORY

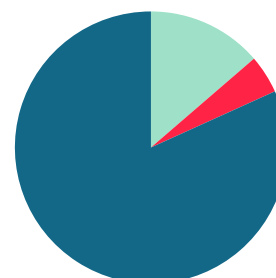


**Inventory**  
 New Listings  
**95 = 24.05%**  
 Start Inventory  
**300**  
 Total Inventory Units  
**395**  
 Volume  
**\$215,318,484**

### Market Activity

Sold Listings  
**54 = 13.67%**  
 Other Off Market  
**18 = 4.56%**  
 Active Inventory  
**323 = 81.77%**

### MARKET ACTIVITY



Compared Metrics	April			Year to Date		
	2022	2023	+/-%	2022	2023	+/-%
Sold Listings	76	54	-28.95%	266	148	-44.36%
New Listings	116	95	-18.10%	369	271	-26.56%
Average List Price	393,793	457,689	16.23%	394,039	438,410	11.26%
Average Sale Price	392,985	439,297	11.78%	387,675	414,152	6.83%
Average Percent of Selling Price to List Price	99.47%	95.21%	-4.29%	98.91%	93.98%	-4.98%
Average Days on Market to Sale	46.92	86.80	84.98%	85.05	86.83	2.09%
Monthly Inventory	284	323	13.73%	284	323	13.73%
Months Supply of Inventory	4.29	8.16	90.11%	4.29	8.16	90.11%

**Absorption:** Last 12 months, an Average of **40** Sales/Month

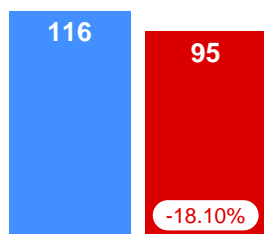
**Inventory** on April 30, 2023 = **323**

2022 2023

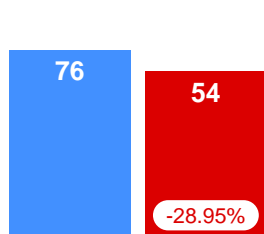
### APRIL MARKET

### AVERAGE PRICES

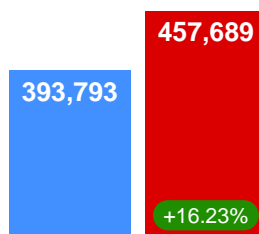
#### New Listings



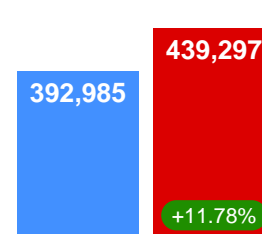
#### Pending Listings



#### List Price



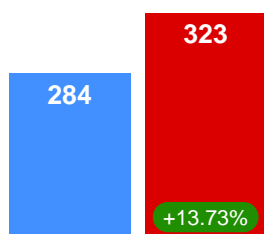
#### Sale Price



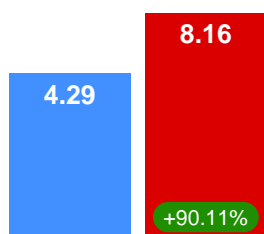
### INVENTORY

### AVERAGE SOLD/LIST RATIO & DOM

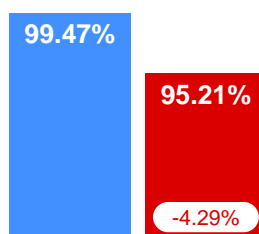
#### Active Inventory



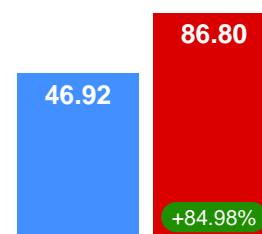
#### Monthly Supply of Inventory



#### Sale/List Ratio



#### Days on Market



Contact: Audrey Benson

Phone:

Email: office@rockieswest.com