

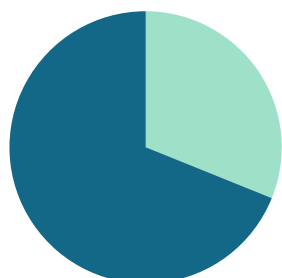
April 2022

Area Delimited by Areas Canal Flats, Invermere, Invermere Rural, Radium

MARKET SUMMARY

Report produced on May 09, 2022 for Audrey Benson

INVENTORY

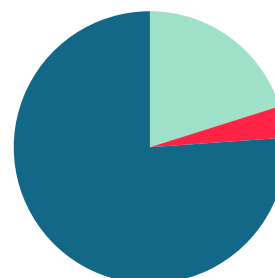


Inventory
 New Listings
116 = 31.10%
 Start Inventory
257
 Total Inventory Units
373
 Volume
\$193,849,333

Market Activity

Sold Listings
75 = 20.11%
 Other Off Market
14 = 3.75%
 Active Inventory
284 = 76.14%

MARKET ACTIVITY



Compared Metrics	April			Year to Date		
	2021	2022	+/-%	2021	2022	+/-%
Sold Listings	109	75	-31.19%	362	265	-26.80%
New Listings	130	116	-10.77%	402	370	-7.96%
Average List Price	406,564	397,245	-2.29%	384,477	395,016	2.74%
Average Sale Price	393,754	396,758	0.76%	371,602	388,723	4.61%
Average Percent of Selling Price to List Price	97.72%	99.71%	2.04%	97.13%	98.97%	1.89%
Average Days on Market to Sale	108.09	44.31	-59.01%	134.28	84.46	-37.10%
Monthly Inventory	327	284	-13.15%	327	284	-13.15%
Months Supply of Inventory	4.27	4.30	0.76%	4.27	4.30	0.76%

Absorption: Last 12 months, an Average of **66** Sales/Month

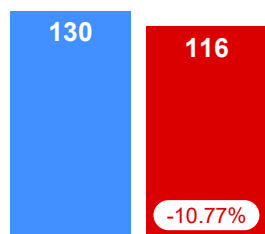
Inventory on April 30, 2022 = **284**

2021 **2022**

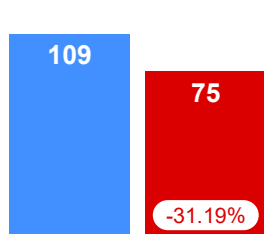
APRIL MARKET

AVERAGE PRICES

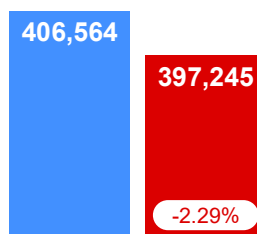
New Listings



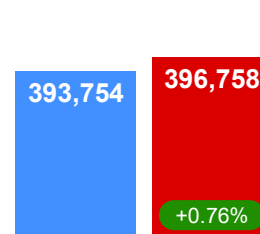
Pending Listings



List Price



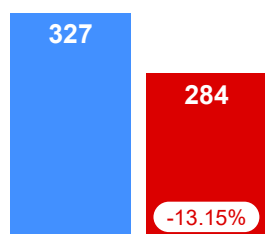
Sale Price



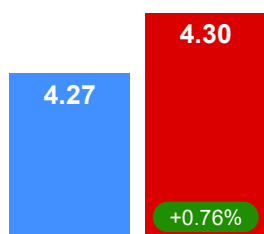
INVENTORY

AVERAGE SOLD/LIST RATIO & DOM

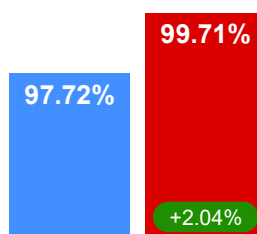
Active Inventory



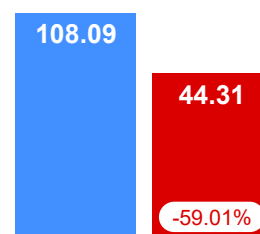
Monthly Supply of Inventory



Sale/List Ratio



Days on Market



Contact: Audrey Benson

Phone:

Email: office@rockieswest.com