

April 2021

Area Delimited by Areas Canal Flats, Invermere, Invermere Rural, Radium

MARKET SUMMARY

Report produced on May 04, 2021 for Audrey Benson

INVENTORY



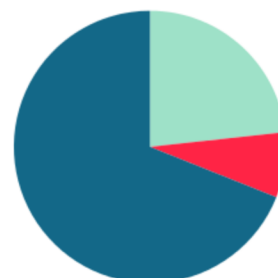
Inventory

- New Listings
129 = 27.68%
- Start Inventory
337
- Total Inventory Units
466
- Volume
\$193,180,344

Market Activity

- Sold Listings
108 = 23.28%
- Other Off Market
36 = 7.76%
- Active Inventory
320 = 68.97%

MARKET ACTIVITY



Compared Metrics	April			Year to Date		
	2020	2021	+/-%	2020	2021	+/-%
Sold Listings	17	108	535.29%	98	363	270.41%
New Listings	76	129	69.74%	334	401	20.06%
Average List Price	337,900	398,384	17.90%	336,985	380,203	12.83%
Average Sale Price	304,235	387,169	27.26%	310,580	367,857	18.44%
Average Percent of Selling Price to List Price	90.24%	97.76%	8.33%	91.81%	97.13%	5.80%
Average Days on Market to Sale	211.35	106.36	-49.68%	189.96	133.91	-29.51%
Monthly Inventory	601	320	-46.76%	601	320	-46.76%
Months Supply of Inventory	19.28	4.17	-78.38%	19.28	4.17	-78.38%

Absorption: Last 12 months, an Average of 77 Sales/Month

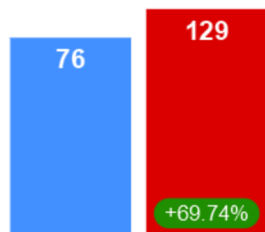
Inventory on April 30, 2021 = 320

2020 2021

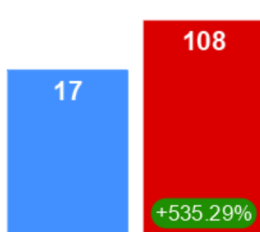
APRIL MARKET

AVERAGE PRICES

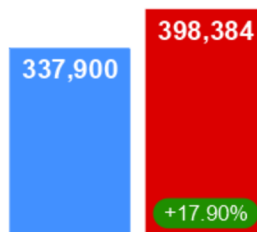
New Listings



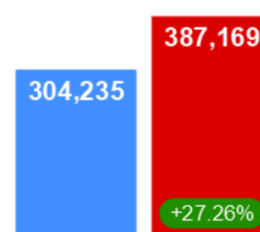
Pending Listings



List Price



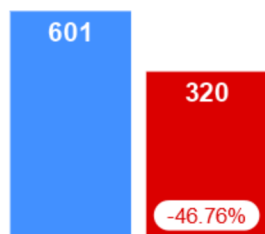
Sale Price



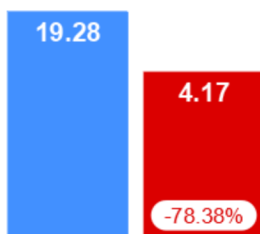
INVENTORY

AVERAGE SOLD/LIST RATIO & DOM

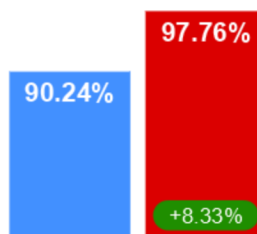
Active Inventory



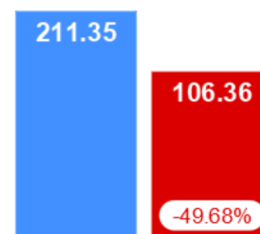
Monthly Supply of Inventory



Sale/List Ratio



Days on Market



Contact: Audrey Benson

Phone:

Email: office@rockieswest.com