

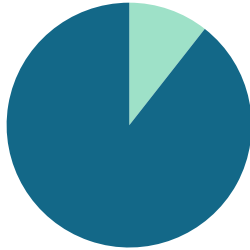
May 2020

Area Delimited by Areas Canal Flats, Invermere, Invermere Rural, Radium

MARKET SUMMARY

Report produced on Jun 03, 2020 for Audrey Benson

INVENTORY

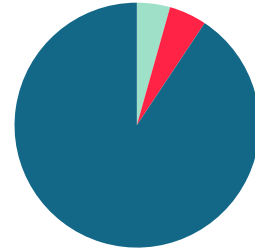


Inventory
 New Listings
75 = 10.59%
 Start Inventory
633
 Total Inventory Units
708
 Volume
\$277,102,385

Market Activity

Sold Listings
31 = 4.38%
 Other Off Market
35 = 4.94%
 Active Inventory
642 = 90.68%

MARKET ACTIVITY



Compared Metrics	May			Year to Date		
	2019	2020	+/-%	2019	2020	+/-%
Sold Listings	41	31	-24.39%	115	112	-2.61%
New Listings	103	75	-27.18%	444	409	-7.88%
Average List Price	325,656	353,900	8.67%	365,333	321,274	-12.06%
Average Sale Price	309,190	329,474	6.56%	334,313	300,377	-10.15%
Average Percent of Selling Price to List Price	93.58%	92.96%	-0.66%	92.57%	93.02%	0.48%
Average Days on Market to Sale	121.34	286.48	136.10%	143.44	227.48	58.59%
Monthly Inventory	703	642	-8.68%	703	642	-8.68%
Months Supply of Inventory	23.90	21.89	-8.42%	23.90	21.89	-8.42%

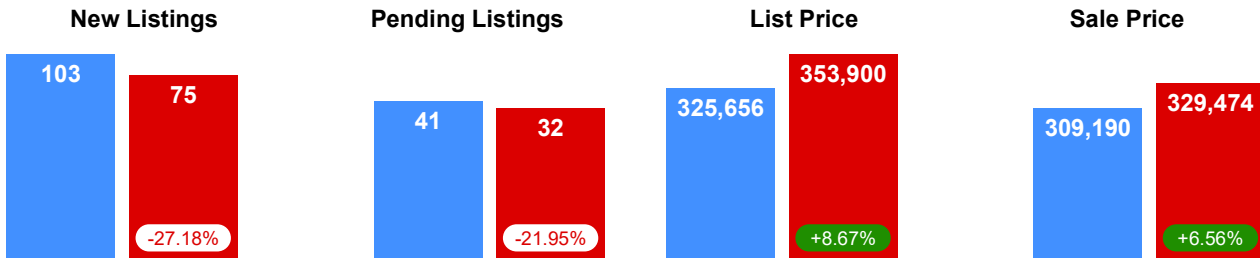
Absorption: Last 12 months, an Average of **29** Sales/Month

Inventory on May 31, 2020 = 642

2019 **2020**

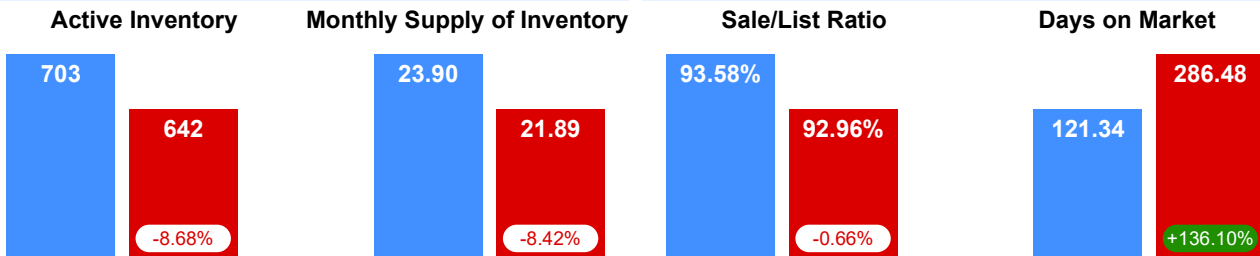
MAY MARKET

AVERAGE PRICES



INVENTORY

AVERAGE SOLD/LIST RATIO & DOM



Contact: Audrey Benson

Phone:

Email: audrey@rockieswest.com