

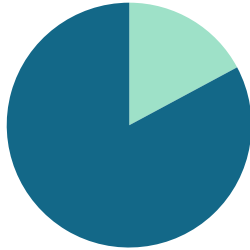
March 2020

Area Delimited by Areas Canal Flats, Invermere, Invermere Rural, Radium

MARKET SUMMARY

Report produced on Apr 03, 2020 for Audrey Benson

INVENTORY

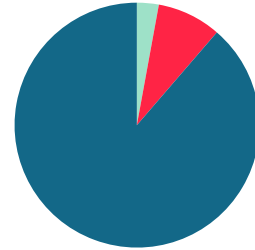


Inventory
 New Listings
126 = 17.19%
 Start Inventory
607
 Total Inventory Units
733
 Volume
\$272,998,936

Market Activity

Sold Listings
21 = 2.86%
 Other Off Market
62 = 8.46%
 Active Inventory
650 = 88.68%

MARKET ACTIVITY



Compared Metrics	March			Year to Date		
	2019	2020	+/-%	2019	2020	+/-%
Sold Listings	21	21	0.00%	47	52	10.64%
New Listings	95	126	32.63%	206	258	25.24%
Average List Price	393,619	265,510	-32.55%	310,021	262,221	-15.42%
Average Sale Price	355,752	246,857	-30.61%	281,561	249,256	-11.47%
Average Percent of Selling Price to List Price	91.80%	92.26%	0.49%	91.96%	93.04%	1.18%
Average Days on Market to Sale	190.71	169.14	-11.31%	153.62	224.10	45.88%
Monthly Inventory	596	650	9.06%	596	650	9.06%
Months Supply of Inventory	19.17	21.67	13.00%	19.17	21.67	13.00%

Absorption: Last 12 months, an Average of **30** Sales/Month

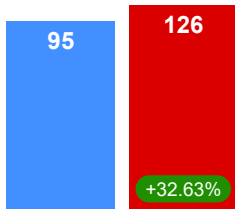
Inventory on March 31, 2020 = 650

2019 **2020**

MARCH MARKET

AVERAGE PRICES

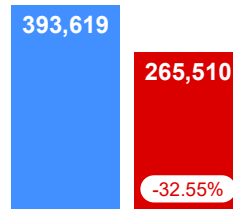
New Listings



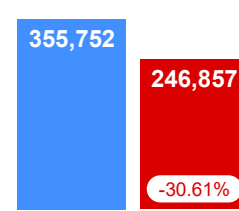
Pending Listings



List Price



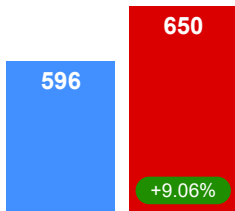
Sale Price



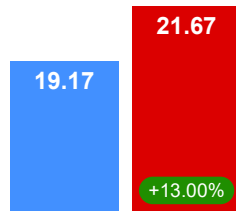
INVENTORY

AVERAGE SOLD/LIST RATIO & DOM

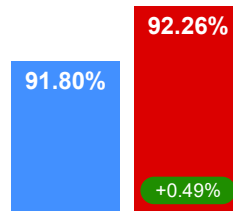
Active Inventory



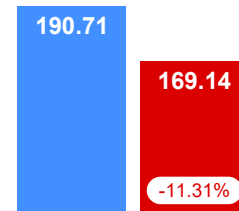
Monthly Supply of Inventory



Sale/List Ratio



Days on Market



Contact: Audrey Benson

Phone:

Email: audrey@rockieswest.com