

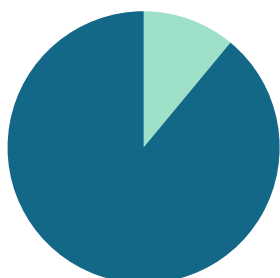
November 2020

Area Delimited by Areas Canal Flats, Invermere, Invermere Rural, Radium

MARKET SUMMARY

Report produced on Dec 07, 2020 for Audrey Benson

INVENTORY



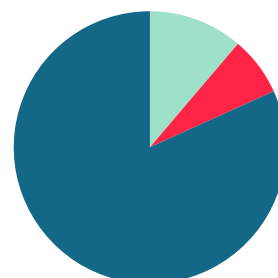
Inventory

- New Listings
55 = 11.00%
- Start Inventory
445
- Total Inventory Units
500
- Volume
\$214,357,347

Market Activity

- Sold Listings
56 = 11.22%
- Other Off Market
35 = 7.01%
- Active Inventory
408 = 81.76%

MARKET ACTIVITY



Compared Metrics	November			Year to Date		
	2019	2020	+/-%	2019	2020	+/-%
Sold Listings	18	56	211.11%	376	599	59.31%
New Listings	41	55	34.15%	841	881	4.76%
Average List Price	438,278	496,825	13.36%	377,184	375,629	-0.41%
Average Sale Price	372,467	460,862	23.73%	343,829	350,135	1.83%
Average Percent of Selling Price to List Price	88.97%	94.04%	5.70%	91.95%	92.80%	0.93%
Average Days on Market to Sale	160.17	152.91	-4.53%	155.07	173.30	11.75%
Monthly Inventory	596	408	-31.54%	596	408	-31.54%
Months Supply of Inventory	18.34	7.96	-56.59%	18.34	7.96	-56.59%

Absorption: Last 12 months, an Average of **51** Sales/Month

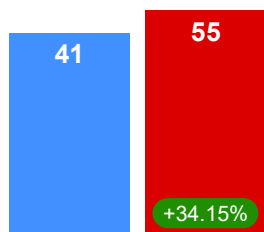
Inventory on November 30, 2020 = **408**

2019 **2020**

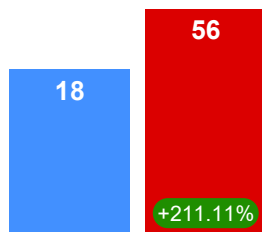
NOVEMBER MARKET

AVERAGE PRICES

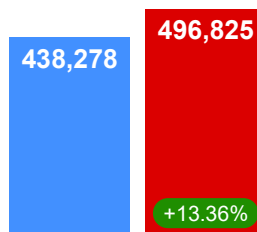
New Listings



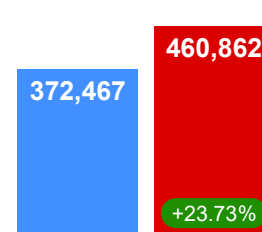
Pending Listings



List Price



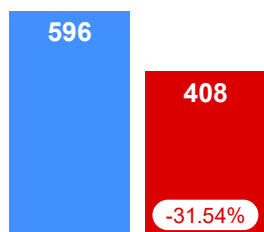
Sale Price



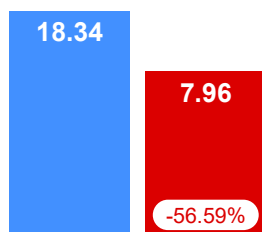
INVENTORY

AVERAGE SOLD/LIST RATIO & DOM

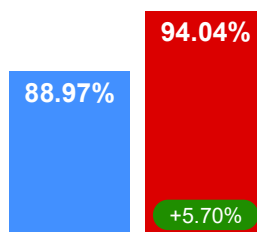
Active Inventory



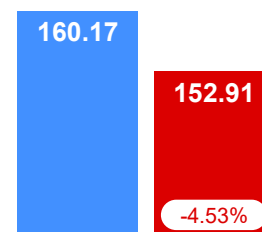
Monthly Supply of Inventory



Sale/List Ratio



Days on Market



Contact: Audrey Benson

Phone:

Email: audrey@rockieswest.com