

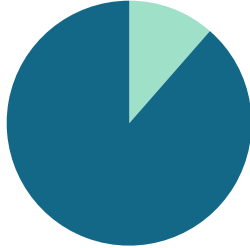
February 2020

Area Delimited by Areas Canal Flats, Invermere, Invermere Rural, Radium

MARKET SUMMARY

Report produced on Mar 13, 2020 for Audrey Benson

INVENTORY

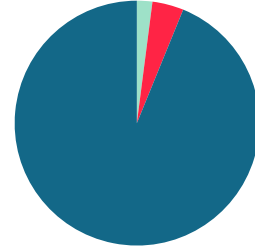


Inventory
 New Listings
74 = 11.44%
 Start Inventory
573
 Total Inventory Units
647
 Volume
\$252,194,590

Market Activity

Sold Listings
13 = 2.01%
 Other Off Market
27 = 4.17%
 Active Inventory
607 = 93.82%

MARKET ACTIVITY



Compared Metrics	February			Year to Date		
	2019	2020	+/-%	2019	2020	+/-%
Sold Listings	13	13	0.00%	26	31	19.23%
New Listings	70	74	5.71%	111	132	18.92%
Average List Price	228,938	295,961	29.28%	242,500	259,993	7.21%
Average Sale Price	212,965	284,496	33.59%	221,636	250,882	13.20%
Average Percent of Selling Price to List Price	93.20%	92.90%	-0.33%	92.08%	93.58%	1.62%
Average Days on Market to Sale	113.31	260.69	130.07%	123.65	261.32	111.33%
Monthly Inventory	537	607	13.04%	537	607	13.04%
Months Supply of Inventory	17.05	20.23	18.69%	17.05	20.23	18.69%

Absorption: Last 12 months, an Average of **30** Sales/Month

Inventory on February 29, 2020 = **607**

2019 **2020**

FEBRUARY MARKET

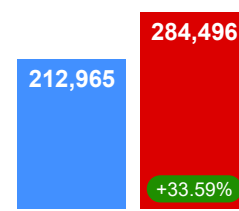
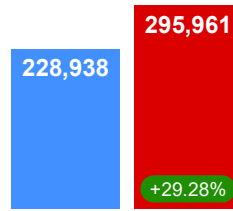
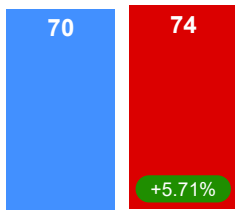
AVERAGE PRICES

New Listings

Pending Listings

List Price

Sale Price



INVENTORY

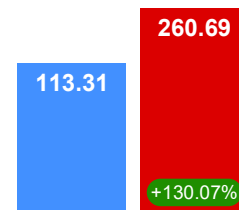
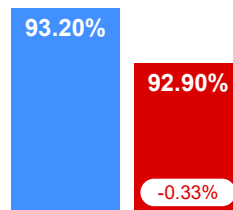
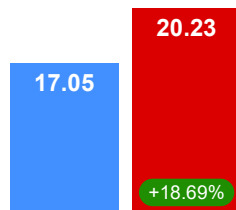
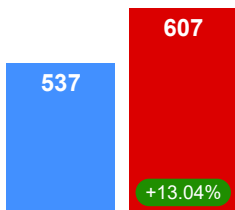
AVERAGE SOLD/LIST RATIO & DOM

Active Inventory

Monthly Supply of Inventory

Sale/List Ratio

Days on Market



Contact: Audrey Benson

Phone:

Email: audrey@rockieswest.com